

CONVEY-ALL® CST-1550 | CSC-1545



DURABLE. FUNCTIONAL. RELIABLE.

CONVEY-ALL®

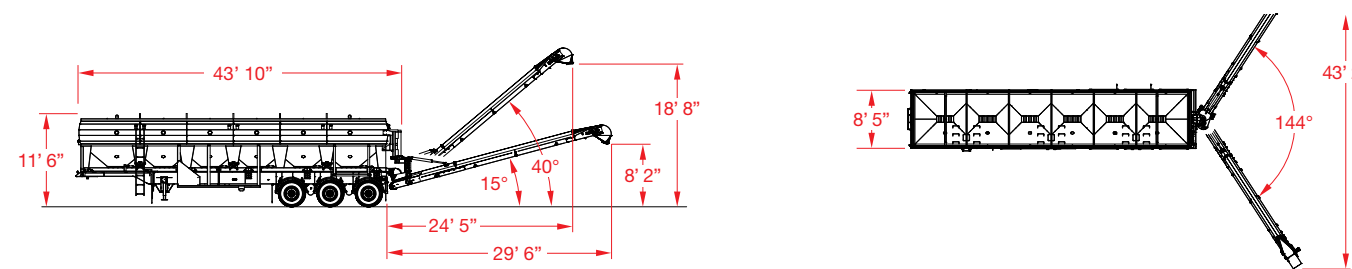
THE **HEIGHT** AND **SWING RADIUS** OF THE **CST-1550'S** UNLOAD CONVEYOR MAKES FILLING OUR DRILLS FAST AND EFFICIENT.

Dallas and Glenn Pederson, Pederson Heritage Farms



Model	Discharge Heights Min/Max	Swing Diameter	Empty Weight	Ft ³ / Comp. (Total)	Units / Comp. * (Total)	Bushels / Comp. (Total)	Compartment Capacity ** Imperial	Compartment Capacity ** Metric	Total Capacity ** Imperial	Total Capacity ** Metric
CST-1550	8' 2" @ 15° 18' 8" @ 40°	144° Swing 43' 2" Reach	25,060 lb	258.5 (1551)	320 (1920)	208 (1248)	8 Ton	7.3 MT	48 Ton	43.6 MT

Table is base on liquid measurements, and does not account for piling above the side walls. * Units based on 50 lb/unit. ** Capacity based on 62 lb/ft³.



Powered by a 50 hp diesel engine, the Convey-All® CST-1550 is equipped with its own hydraulic system, taking your seeding process to new levels of efficiency. Save time with the advanced, unloading belt conveyor system that ensures gentle and efficient seed delivery directly into your air seeder.

The six compartment, stainless steel tank is designed to transport seed and fertilizer simultaneously without damage or cross-contamination. At an unload rate of 2 tons/min, you will reduce fill time significantly allowing you to unload a total of 1550 cubic feet in under 20 minutes.

FULLY EQUIPPED:

- Tier 4, diesel engine
- 6 compartments
- Stainless steel slave conveyor construction
- Stainless steel slopes & gates
- 12 gauge hopper construction
- Two stage - epoxy/polyurethane coating system
- 20" wide, slave conveyor belt
- 25' long, 16" paddle belt, unload conveyor
- Self-contained hydraulics
- Aluminum anodized hydraulic valves
- Camera package
- Weigh scale package
- LED working lights
- External ladder
- 2 sight glasses per compartment
- LED gate indicators
- Air ride trailer
- Aluminum outer wheels with polyethylene fenders



REMOTE CONTROL

Control your 1550 with an easy to use, robust Remote Control. The remote control is weather resistant and the buttons are large enough to operate with gloves.



GATE INDICATORS

High visibility Gate Indicators let you see which gates are in use while operating.



50HP DIESEL ENGINE

CST-1550's feature a self-contained hydraulic system powered by a 50HP Tier 4 Diesel Engine.



ROLL TARP

The CST-1550's roll tarp will keep your commodities protected when traveling.




VIEWING LADDER

The CST 1550's viewing ladder is easy and convenient to move between hoppers, providing easy access.



SCALE PACKAGE

Load and unload your CST precisely with an optional scale package.



MANUAL HYDRAULIC VALVES

In the case of a broken or lost remote, the 1550's Manual Hydraulic Controls are straight forward and easy to use.



STAINLESS STEEL LINED COMPARTMENTS

Each of the 6 hoppers feature stainless steel slopes and gates, as well as a two stage epoxy/polyurethane coating for durability when hauling fertilizer.



STAINLESS LINED UNLOAD CONVEYOR

The 25' long, stainless steel lined conveyor features 144 degrees of operation range and an unload rate of 2 tons/minute. When not in use it pivots and stores on the side of the tender for lower clearance.



VIEW GLASSES

Each compartment features two glasses, one near the top and one at the base.



TRI-AXLE AIR RIDE TRAILER

The CST 1550's Air Ride Trailer is heavy duty and made to handle the high demands of your commodities.



UPGRADED RIM & FENDER PACKAGES

Add durability and make your CST stand out with optional rim and fender packages.



THE **CSC-1545** IS **SIMPLE, ROBUST,** & **RELIABLE,** OFFERING EFFICIENT SEED & FERTILIZER DELIVERY AT A GREAT VALUE.

Convey-All's all new CSC-1545 is the no-nonsense, reliable and safe method to deliver your seed varieties, fertilizer and grain. The Commercial Seed Cart features six separate compartments, side drop-chutes, and an overall capacity of 1,525 cubic feet.

Built with the same exceptional quality and finish as Convey-All's Commercial Seed Tenders, this cart is unique in that it doesn't rely on a conveyor for operation. While the unload speed and precision of a Convey-All Commercial Seed Tender is unsurpassed, this offers a simple solution to producers with an existing conveyor.



Discharge Heights	Ft ³ / Comp. (Total)	Units / Comp. * (Total)	Bushels / Comp. (Total)	Total Capacity ** Imperial	Total Capacity ** Metric
38" w/o extension 34" with extension	286 (ends) 236 (middle) 1,516 Total	355 (ends) 292 (middle) 1,880 Total	230(ends) 190 (middle) 1,218 Total	47 Ton	42.6 MT



TRI-AXLE AIR RIDE TRAILER




SIX COMPARTMENTS W/ ROLL TARP



SIDE DROP-CHUTES




SIDE DROP-CHUTES



VIEW GLASSES



OPTIONAL ELECTRIC GATE CONTROLS



OPTIONAL REMOTE CONTROL

STANDARD FEATURES:

- 6 compartments
- 12 gauge hopper construction
- Two stage - epoxy/polyurethane coating system
- External ladder
- 2 sight glasses per compartment
- Air ride trailer



CONVEY-ALL®

DURABLE. FUNCTIONAL. **RELIABLE.**

(800) 665-7259 | www.convey-all.com | tenders@convey-all.com

© 2022 Convey-All Industries Inc. Registered Trademarks Used Under License. Printed in Canada (TDR-V2-10/2022)