

MERIDIAN ARCHWALL VEGETABLE STORAGE

archwall@meridianmfg.com | meridianmfg.com/farm-buildings



The Meridian ArchWall Building is a premium strength, engineered steel building that provides the best controlled environment for your vegetables. Meridian, our dealers, and your air company work together to custom design your fanhouses and plenums for proper ventilation, humidity, refrigeration and heating control.

MERIDIAN[®]

(800) 830-2467 | www.meridianmfg.com | archwall@meridianmfg.com



Standard building design



Double-building design

Meridian's ArchWall Buildings offer producers efficient, versatile and economical storage. Meridian ArchWall are available in a single building or shared double-building design. Standard ArchWall single buildings are available in sizes up to 250,000 cwt..

For producers who require flexible storage, Meridian's shared double-buildings can be designed to store a different vegetable or variety in each building. The double-building design features a shared external plenum with capacities up to 500,000 cwt., suitable for small or large operations.

Let us create a building suited for your needs- internal or external fanhouses, heating and refrigeration, doors, canopies, color panels and other custom options ensure the perfect building for your operation. Don't settle for just any building, choose a Meridian ArchWall that's made for you.



Single Span Meridian Archwall buildings are available in 51', 62' & 68' widths.



SUPER SINGLE

The patent pending Meridian Super Single is our largest, most versatile building. The Super Single is a massive single span building, achieving its size by incorporating a central interior tower structure.

This design allows for two large bays, and can be designed with a shared-air plenum design or built with a unique environment for each bay. The tower also creates a safe and secure catwalk for easy access and inspection.

The double bay design offers a smaller footprint than two buildings and is more efficient by design, reducing initial power and water setup costs.

Like our standard ArchWall building, each Super Single is uniquely designed for your specific needs. Meridian's team of designers and engineers will create the perfect building for your operation.



Interior plenum



Catwalk



Meridian Super Single Archwall buildings are available in 90'-120' widths, custom to your needs.

ARCHWALL OPTIONS & FEATURES




ARCHWALL FOOTING CHANNEL


The Archwall building is anchored to the foundation using a die-formed footing channel. This is the most practical method available, making it easier for construction and allowing for future expansion. This unique system also allows for the use of larger wall and roof panels, it ensures watertight seams and maintenance-free performance.



CUSTOM ARCHWALL DESIGNS AND OPTIONS



Internal Fan House




Air Floor



External Fan House




Catwalk



Swinging Bulk Doors



Canopy



New Air Void/Heated Wall Design



© 2019 Meridian Manufacturing Inc. Registered Trademarks Used Under License. (01/2019)

QTY REQUIRED:

AGE
DESIGNER

DATE

DESCRIPTION

REVISION HISTORY

REV

DETAIL A
SCALE 1/2"

(800) 830-2467 | www.meridianmfg.com | archwall@meridianmfg.com

THIS DRAWING IS THE EXCLUSIVE PROPERTY OF MERIDIAN MANUFACTURING INC. NO REPRODUCTION OR TRANSMISSION OF ANY PART OF THIS DRAWING IS PERMITTED WITHOUT THE WRITTEN PERMISSION OF MERIDIAN MANUFACTURING INC.

WEIGHT: 5071312.72 LBS/WT
FABRICATION: XXX