



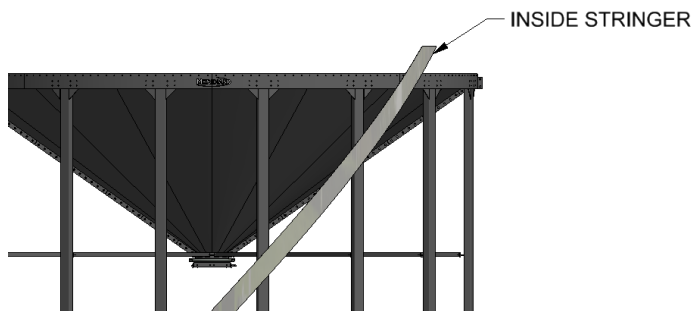
August 8, 2017

## HOPPER COMBO SPIRAL STAIR BRACKETS

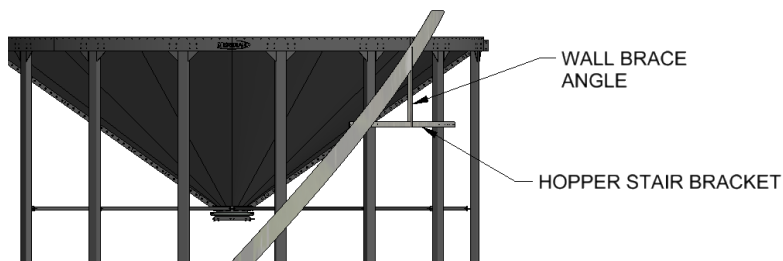
Meridian hopper combo spiral stair brackets are used to attached the spiral stairs to the legs of the hopper combo.

Assembly instructions are as follows:

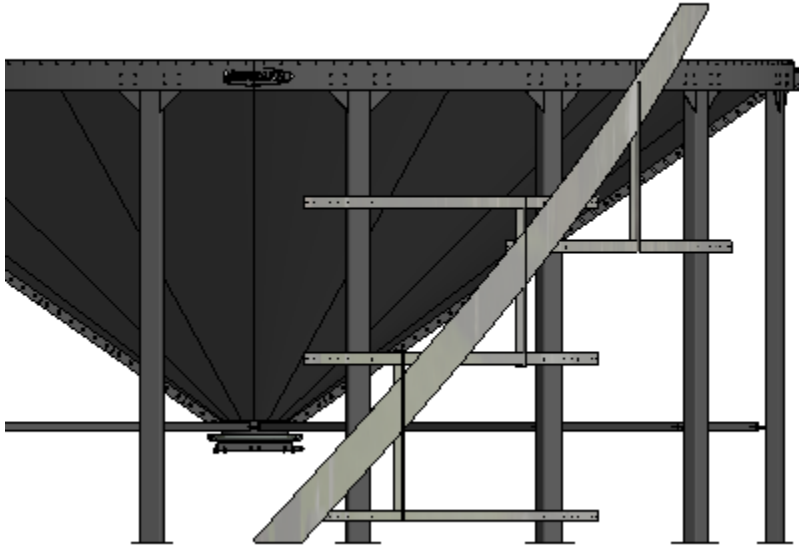
1. Continue installing the inside stringers from the bin sidewall to the ground.



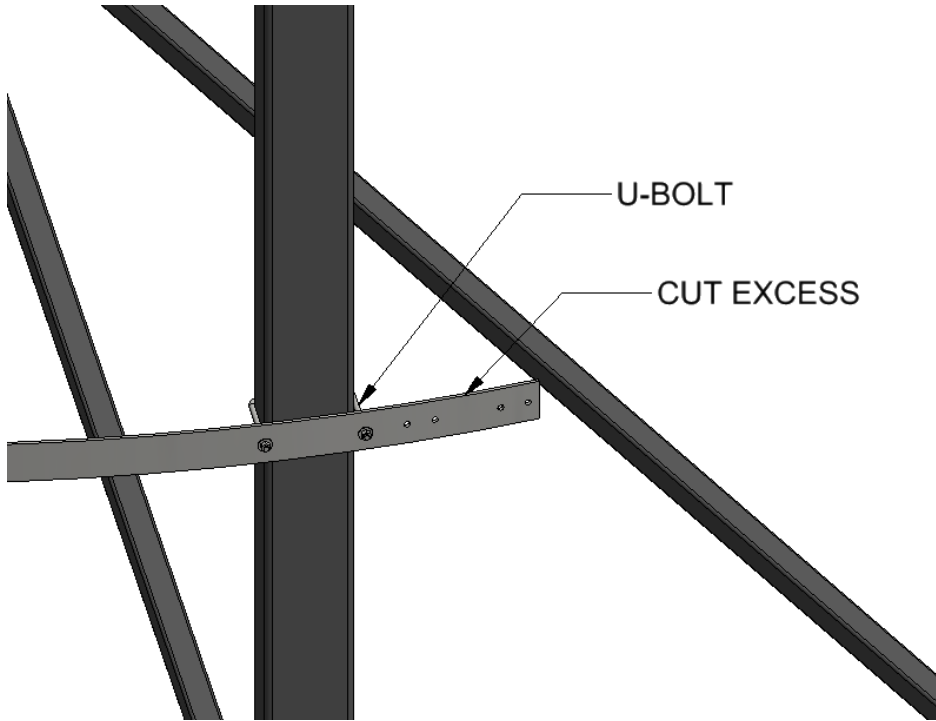
2. Install the top wall brace angle. Attach the top of the wall brace angle to the bolts on the top hopper band, and the bottom of the wall brace angle to the hopper stair bracket. The hopper stair brackets can be attached to the legs of the hopper with U-bolts.



3. Locate the ideal locations for the remaining wall brace angles. Line up the hopper stair brackets accordingly to fit to the wall brace angles.



4. If universal hopper stair bracket has steel protruding past the leg, cut off protrusion to avoid injury. The bracket fits a variety of hopper sizes, so some will have the excess protrusion,



QUESTIONS? CALL 1-800-661-1436