



COMMERCIAL FERTILIZER STORAGE

SMOOTHWALL SILOS | LOAD OUT BINS | WEIGH HOPPERS | STRUCTURES



Meridian's Commercial Fertilizer Bins are designed to handle your toughest and most corrosive commodities. These bins are custom built with industrial gauge steel and are powder coated inside and out to ensure years of trouble free storage. Meridian offers a variety of powder chemistry and epoxy coating options to accommodate your storage needs.



industrial@meridianmfg.com | meridianmfg.com | (800) 661-1436



SmoothWall Silos

Meridian SmoothWall Silos are the perfect bulk storage solution. Built with industrial gauge steel, these hopper bottom silos have smooth welded seams to prevent hang-ups or contamination, and come standard with a premium powder coat finish.

Meridian SmoothWall Silos are designed around your needs with (grades?) durable powder coating or epoxy finishes, multiple steel gauges including 304 grade stainless steel, and are ideal for storing seed, dry or liquid fertilizer, grain, meal, DDG's and more.

Each silo is custom engineered to your specifications—ask us about custom options such as fittings, venting, filling and safety equipment, as well as integrating storage, discharge and handling for your operation.

Load Out Bins/Surge Bins

Once your blend is ready for sale or pickup, equip your site with a Meridian Load Out Bin. Typically placed on overhead structures for drive-thru convenience, these bins are available with options such as load cells and wind shells to ensure accurate discharge and readout.

Steep Cone Bins

The Meridian Steep Cone Series is your solution for commodities with bridging concerns and inconsistent flow. Built with the same standards as the fertilizer series, a smooth cone with our exclusive high slip factor powder coating, the Meridian Steep Cone features a 55° or 60° bottom cone with capacities up to 201 metric ton.

SmoothWall Silos, Load Out Bins and Weigh Hoppers are available in mild steel and stainless steel. The Meridian team will work with your contractor or millwright to design the site for your operation. Contact us for a free custom quote today.



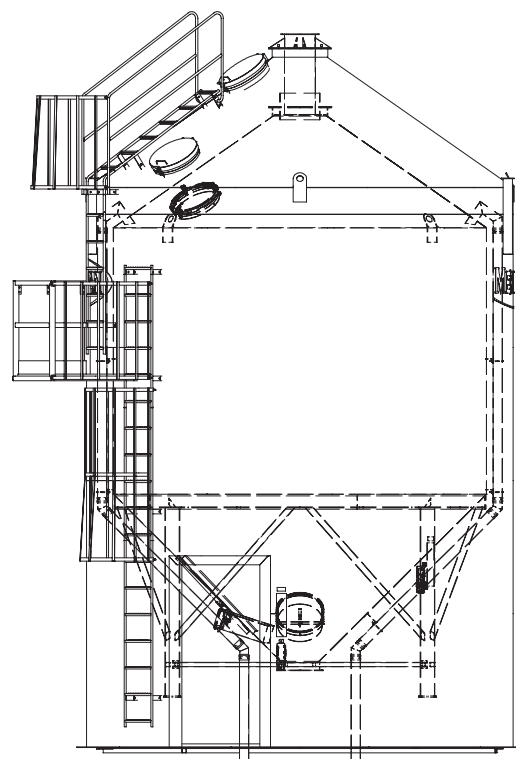
Weigh Hoppers

Meridian Weigh Hoppers are designed around your blending site's requirements. Ask us about our integrated gate options and load cell mounts to ensure quick and accurate blending performance.

Structures

In addition to storage solutions, Meridian offers a wide range of structural options such as drive-thru systems, ladders, platforms, staircases, towers, and walkways to make your site as efficient and safe as possible.


Structures are built to the national building codes (IBC/ ASCE 7 or NBC) and walking and working surfaces are built to local OSHA/OH&S regulations.




Load Out Bin w/ Wind Shell



Sight Gauges



Platforms, Ladder Cages & Safety Rails



Vent Tubes

FEATURES & ACCESSORIES

- Steel gauges ranging from 3/16" to 14ga
- Fully powder coated exterior and interior – epoxy and food grade approved coating available. Custom colours and decals available.
- All welded steel construction with no interior seams or bolts
- Stainless steel slidegates for corrosion resistance
- Large vent lines
- Poke holes
- Customizable option orientation to meet site requirements
- Stainless steel inlet cover-plates with varying size flanges to suit spouting needs
- Customizable clearance under slidegate to suit site needs
- Sight gauges
- Split silos available
- Complete Stainless Steel construction for increased longevity

COMMON SILO SIZES - CUSTOM SIZES AVAILABLE

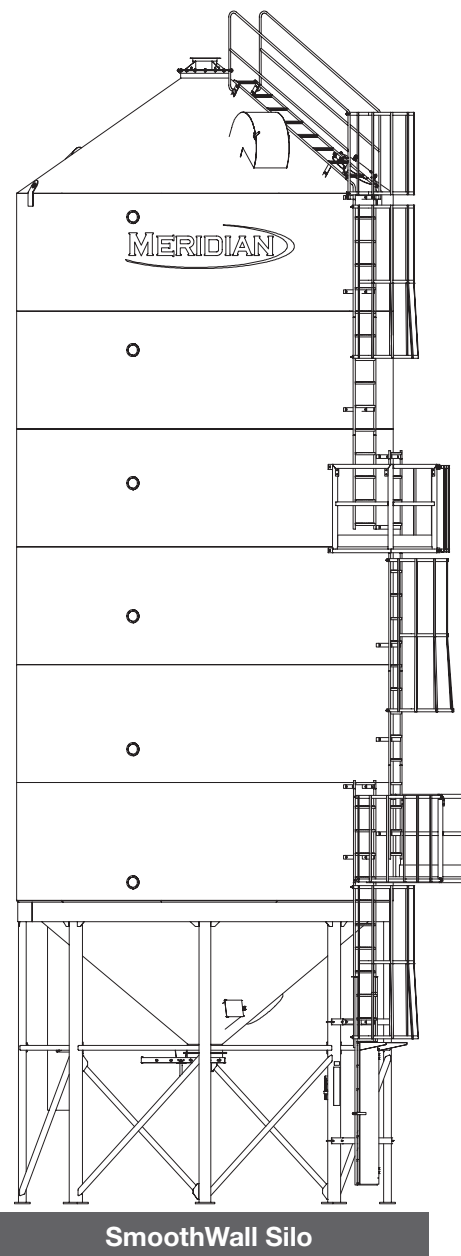
Model Number	Cubic Feet	Imp. Tons	Metric Tonnes
1620	4837	150	152.4
1625	5839	161	164
1630	6842	212	215

COMMON LOAD OUT BIN SIZES - CUSTOM SIZES AVAILABLE

Model Number	Cubic Feet	Imp. Tons	Metric Tonnes
1210	1450	45	45.7
1215	2000	62	62.9
1410	2100	65	66

Based on 62lb/f3

Custom design available. Contact our team today to learn more about Meridian's SmoothWall Silos.



SmoothWall Silo

